

# Toddler Towers

... extending your Play possibilities!



# Toddler Towers

Available in deck heights  
0.6m, 0.9m and 1.2m

## Single Deck - Unit 1

Dimensions for 0.9m Deck Height:  
Minimum surface area: 23m<sup>2</sup>  
Product Dimensions: 1.63 x 3.16 x 2.9m  
Min Space Required: 6.5 x 4.6m  
Free Fall Height: 0.9m



## Single Deck - Unit 2

Dimensions for 0.9m Deck Height:  
Minimum surface area: 26m<sup>2</sup>  
Product Dimensions: 3.3 x 2.47 x 2.31m  
Min Space Required: 6.5 x 5.4m  
Free Fall Height: 0.9m



## Double Deck - Unit 1

Dimensions for 0.9m Deck Height:  
Minimum surface area: 35m<sup>2</sup>  
Product Dimensions: 4.4 x 3.5 x 2.9m  
Min Space Required: 7.4 x 6.9m  
Free Fall Height: 0.9m



## STEEL FEET

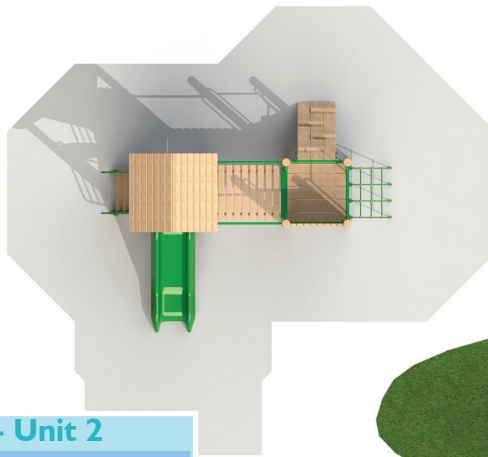
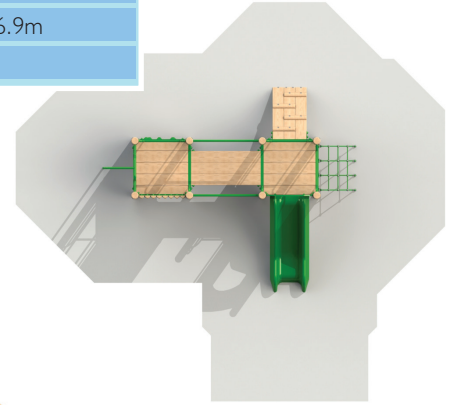
Galvanised steel feet can be fitted for a small additional charge! Steel feet offer an alternative to in ground timbers and can be used in both wet pour surfacing and extended for loose fill bark. The feet are securely fixed to the base of the timbers with all fixings concealed.

# Toddler Towers

Available in deck heights  
0.6m, 0.9m and 1.2m

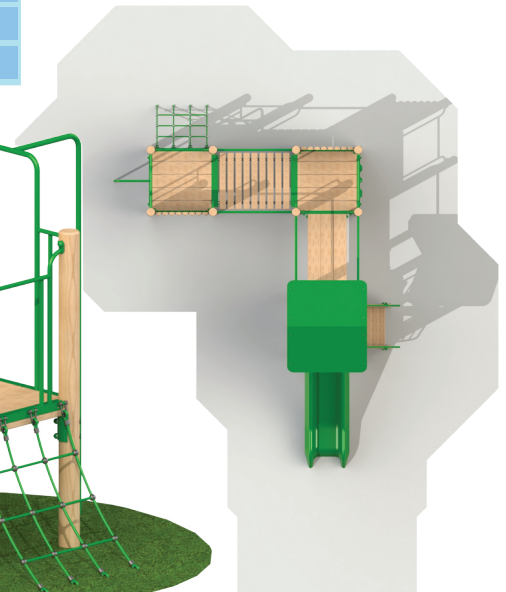


**Double Deck - Unit 2**  
 Dimensions for 0.9m Deck Height:  
 Minimum surface area: 35m<sup>2</sup>  
 Product Dimensions: 4.4 x 3.5 x 2.3 | m  
 Min Space Required: 7.4 x 6.9m  
 Free Fall Height: 0.9m



**Double Deck - Unit 2**  
 Dimensions for 0.9m Deck Height:  
 Minimum surface area: 35m<sup>2</sup>  
 Product Dimensions: 4.4 x 3.5 x 2.9m  
 Min Space Required: 7.4 x 6.9m  
 Free Fall Height: 0.9m

**Triple Deck - Unit 1**  
 Dimensions for 0.9m Deck Height:  
 Minimum surface area: 42m<sup>2</sup>  
 Product Dimensions: 5.46 x 4.3 x 2.9m  
 Min Space Required: 8.9 x 7.3m  
 Free Fall Height: 0.9m



# Toddler Towers

The Toddler Tower range provides high performance timber based play equipment predominately aimed at the trade for re-sale in the play and leisure markets.

Whether you choose to have your Toddler Tower Units manufactured from UK Pine or Radiata Pine our customer focused service team is ready to meet your exact needs to ensure reliability in both production and delivery.

With a choice of either a standard tower unit or a bespoke design, all items come complete and ready to install with clear installation instructions. All items and components meet the requirements of BS/EN1176.

All components are pressure treated with leading wood preservative

**TANALITH.**

This advanced protection allows us to offer extensive warranties against the threat of wood decay and insect attack even in ground contact, providing a real assurance for you and your customer.



**Tanalised™**  
TIMBER

Unit 3, Windmill Business Park, Clevedon, BS21 6SR

**Tel: 01275 463601** [mail@signetsigns.co.uk](mailto:mail@signetsigns.co.uk)

[www.signetsigns.co.uk](http://www.signetsigns.co.uk)

A E Evans Ltd reserves all rights to the designs, images and photographs supplied within this brochure.